



STATE ROAD & TOLLWAY AUTHORITY

STATE OF GEORGIA

Nathan Deal, Governor
Chairman

Christopher Tomlinson
Executive Director

FOR IMMEDIATE RELEASE
July 18, 2013

Contact: Office of Marketing & Communications
acarver@georgiatolls.com, 404-893-3003

SRTA Provides I-85 Express Lanes Monthly Travel Data **July 18, 2013**

SPECIAL NOTE: I-85 Express Lanes travel data is released monthly. See charts below representing monthly usage.

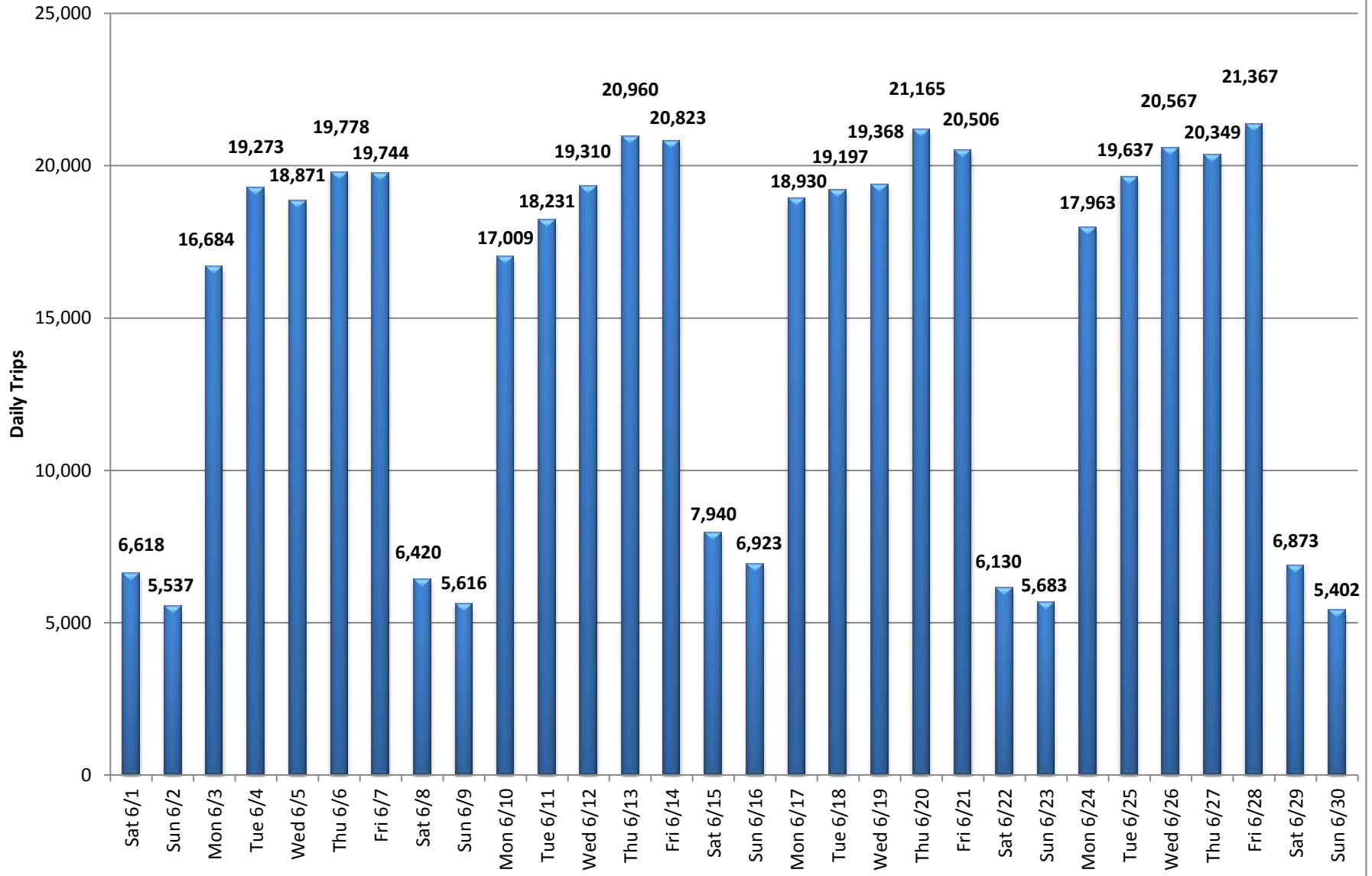
I-85 Express Lanes: Trips and Fare				
<i>Monthly Summary</i>	<i>Monthly Trips</i>	<i>% of Trips Non-Tolled</i>	<i>Weekday Trips Average*</i>	<i>Daily Fare Average*</i>
June 2012**	387,676	14%	16,447	\$1.03
July 2012**	380,698	14%	15,968	\$1.09
August 2012***	429,964	14%	16,916	\$1.35
September 2012	387,935	14%	17,182	\$1.47
October 2012	446,660	14%	17,701	\$1.51
November 2012	419,356	14%	18,223	\$1.44
December 2012**	368,257	14%	16,124	\$1.27
January 2013**	401,183	14%	16,723	\$1.42
February 2013	395,744	14%	17,777	\$1.49
March 2013	438,288	13%	18,211	\$1.52
April 2013	467,415	14%	18,960	\$1.56
May 2013	485,779	14%	19,564	\$1.57
June 2013	452,874	13%	19,487	\$1.43

**Averages do not include Weekends & State Holidays*

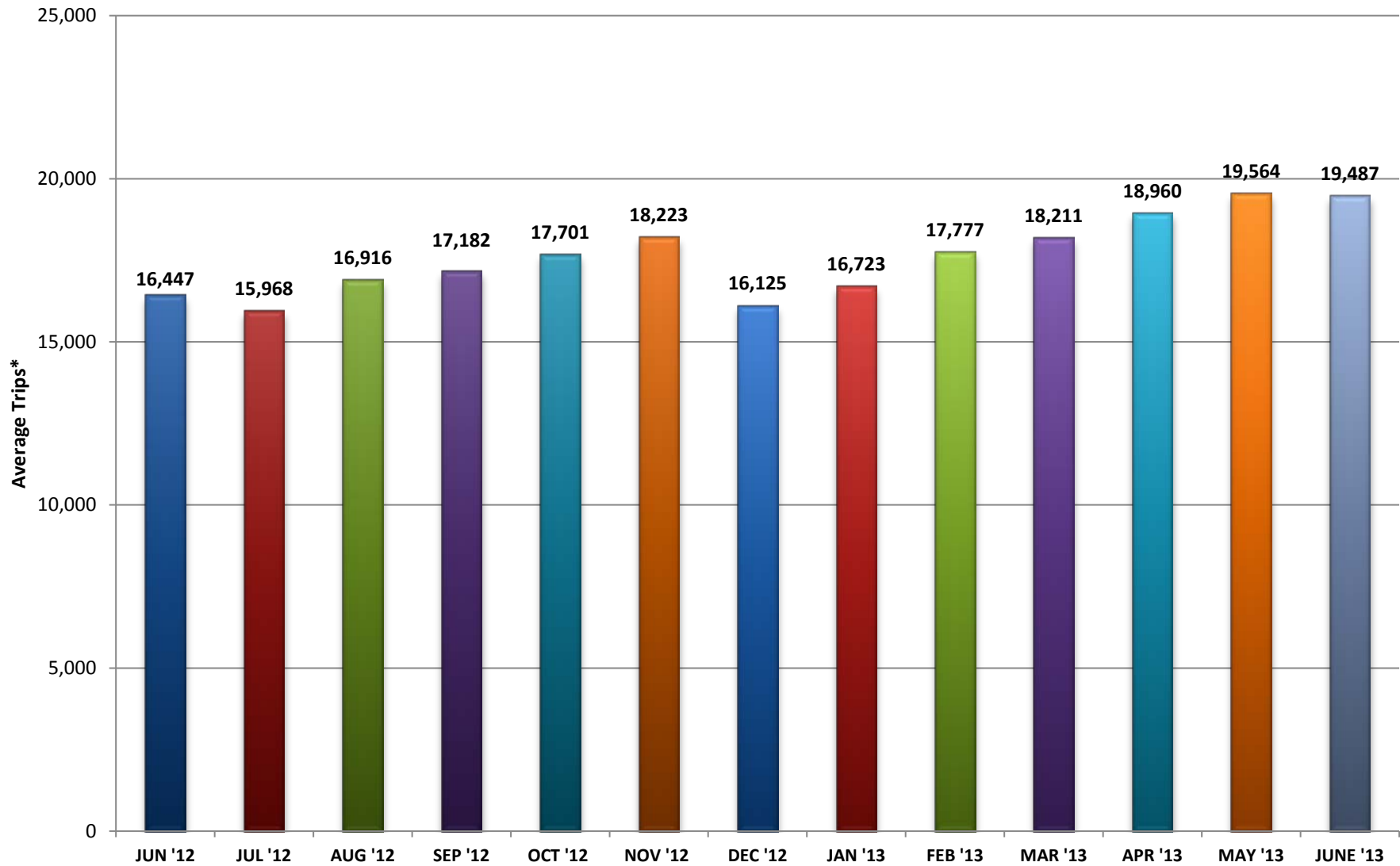
***Data reflects a reduction in overall traffic during Winter holidays (December and January), Spring Break (April) and school vacation (June-July) periods.*

****Trip Count for 8/30/12 (shown as 19,924 on Chart #2) includes an excusal of about 1,600 vehicles from approximately 1:15pm to 4:10pm due to an accident; vehicles were routed through the I-285/Jimmy Carter Blvd. segments of the NB Express Lane.*

I-85 Express Lanes Daily Trips: June 2013

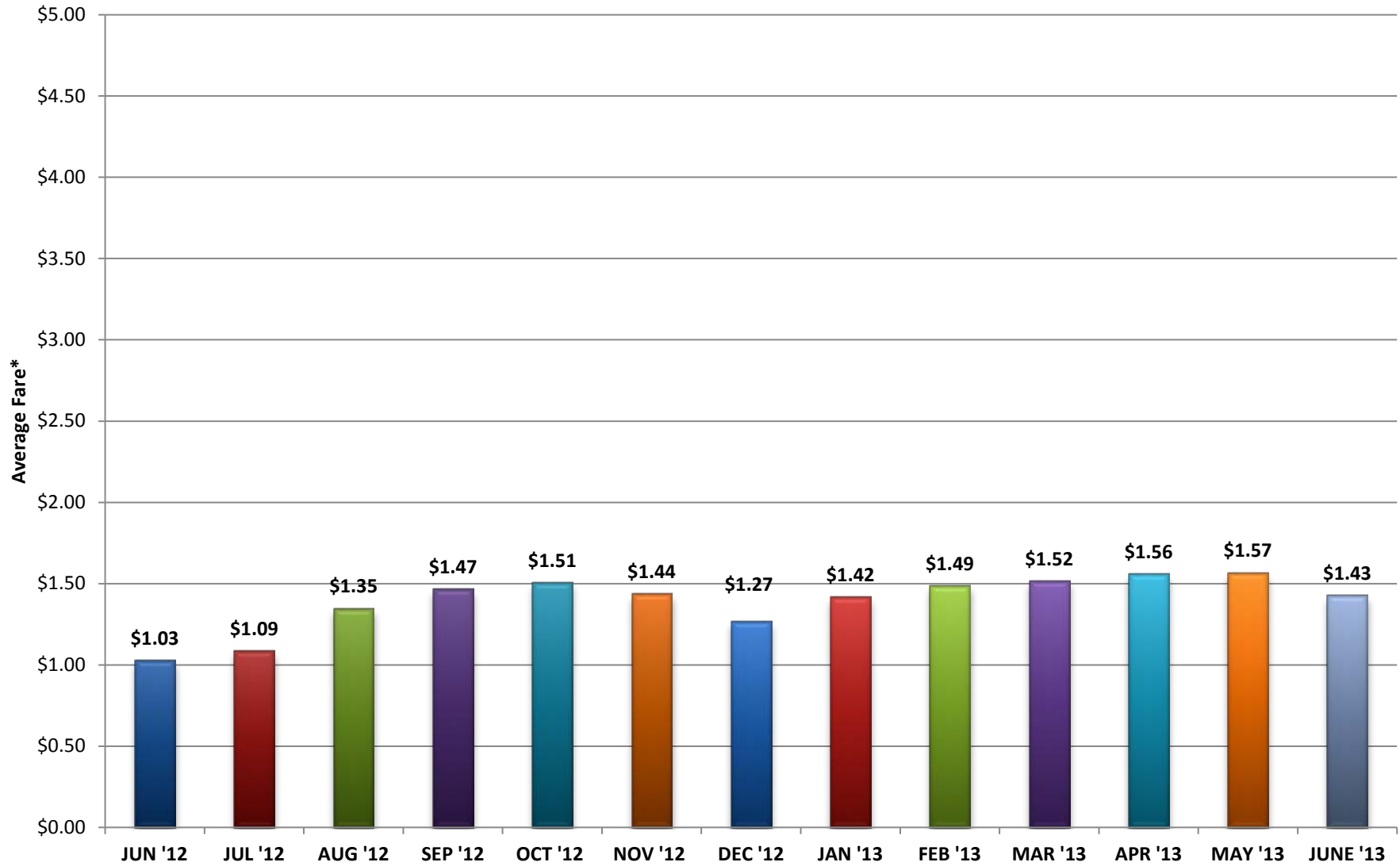


I-85 Express Lanes Daily Trip Averages by Month*



**Daily Averages do not include Weekends or State Holidays*

I-85 Express Lanes Daily Fare Averages by Month*



**Daily Averages do not include Weekends or State Holidays*