



# STATE ROAD & TOLLWAY AUTHORITY

STATE OF GEORGIA

Nathan Deal, Governor  
Chairman

Christopher Tomlinson  
Executive Director

**FOR IMMEDIATE RELEASE**  
**September 23, 2014**

Contact: Office of Marketing & Communications  
[acarver@georgiatolls.com](mailto:acarver@georgiatolls.com), 404-893-3003

## **SRTA Provides I-85 Express Lanes Monthly Travel Data September 23, 2014**

*SPECIAL NOTE: I-85 Express Lanes travel data is released monthly. See charts below representing monthly usage.*

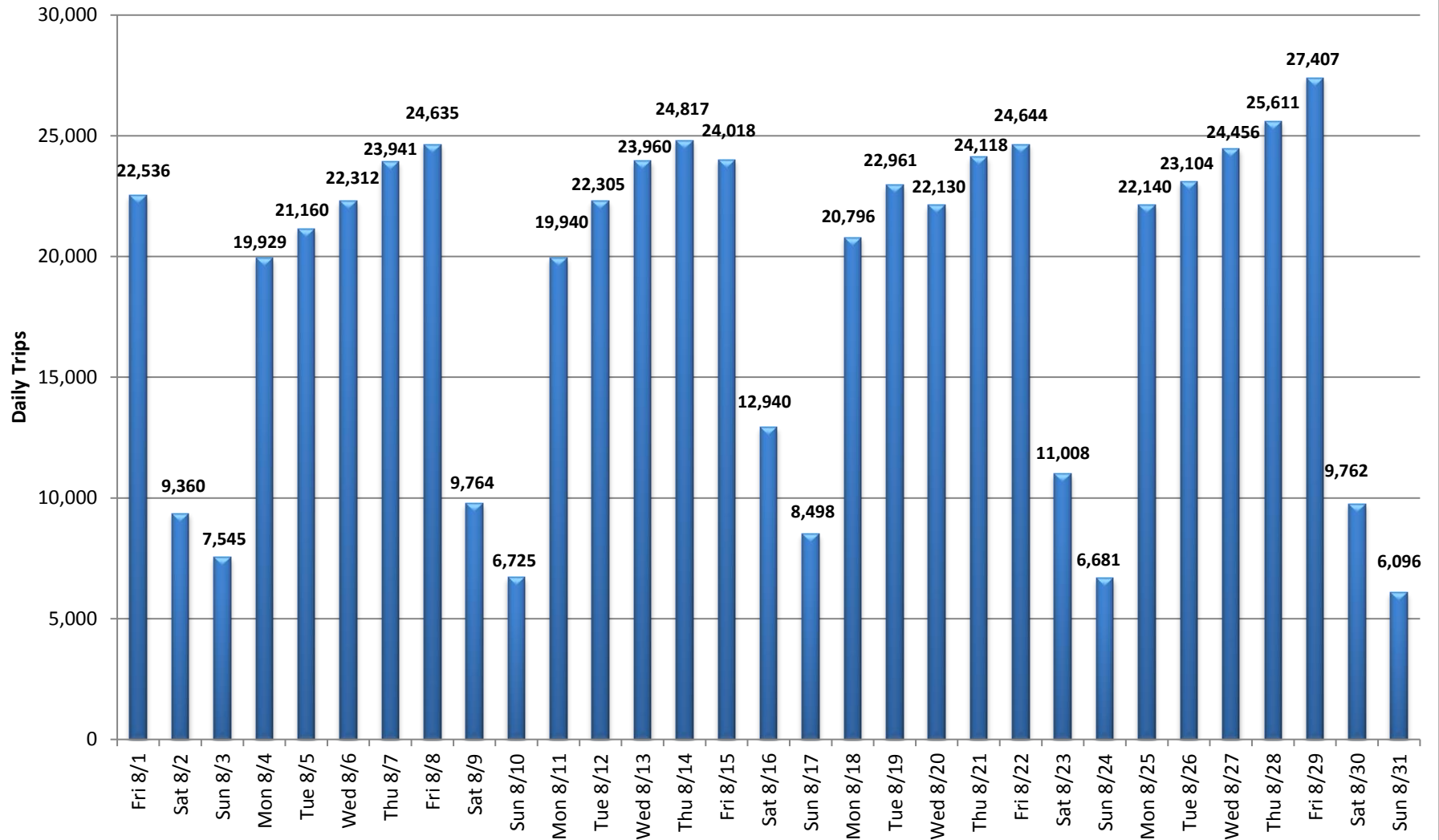
<b>I-85 Express Lanes: Trips and Fare</b>				
<b>Monthly Summary</b>	<b>Monthly Trips</b>	<b>% of Trips Non-Tolled</b>	<b>Weekday Trips Average*</b>	<b>Daily Fare Average*</b>
August 2014	575,299	14%	23,187	\$2.18
July 2014**	554,471	14%	21,865	\$1.78
June 2014**	524,261	15%	21,682	\$1.79
May 2014	558,076	15%	21,724	\$1.87
April 2014**	531,677	15%	20,141	\$1.76
March 2014	535,259	14%	20,749	\$2.03
February 2014	426,807	14%	20,375	\$2.12
January 2014	427,327	14%	19,120	\$1.84
December 2013**	465,222	14%	19,327	\$1.67
November 2013	476,562	14%	21,160	\$1.88
October 2013	549,192	14%	21,416	\$2.00
September 2013	487,285	14%	20,891	\$2.06
August 2013	527,349	13%	20,768	\$1.72

*\*Averages do not include Weekends & State Holidays*

*\*\*Data reflects a reduction in overall traffic during Winter Holidays (December and January), Spring Holidays (School and State) and school vacation period (June-July).*

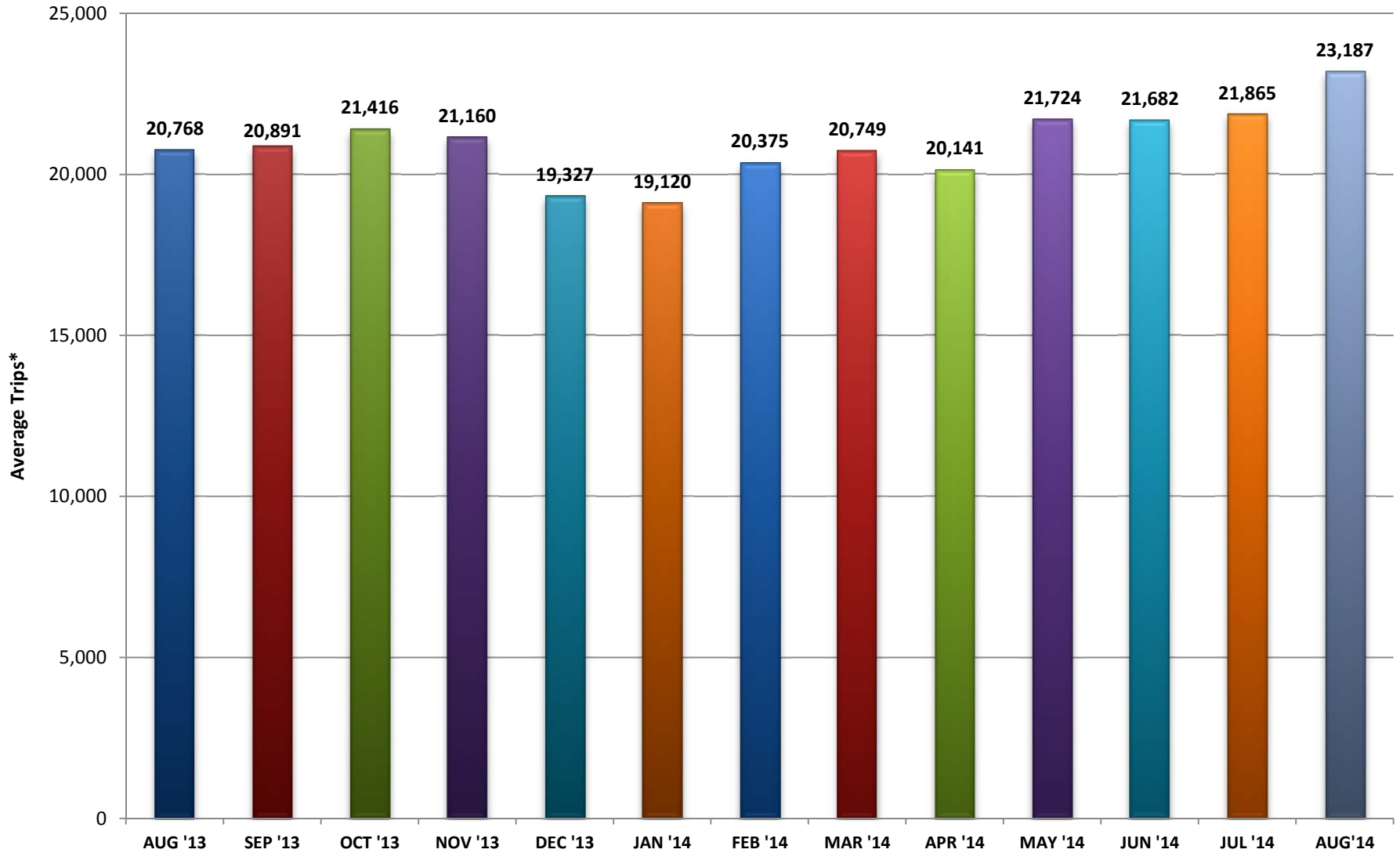


# I-85 Express Lanes Daily Trips: August 2014



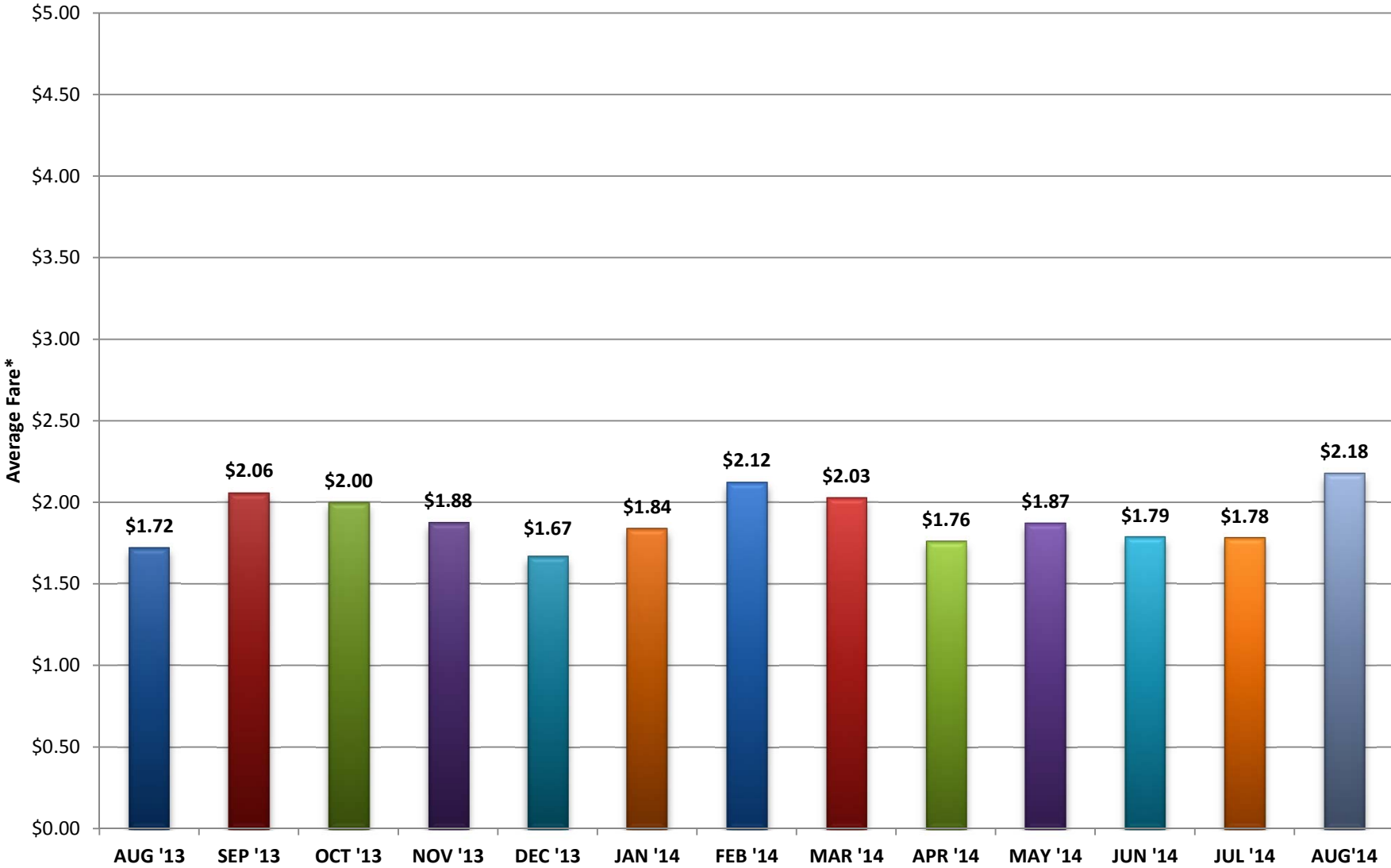
# I-85 Express Lanes

## Daily Trip Averages by Month\*



*\*Daily Averages do not include Weekends or State Holidays*

# I-85 Express Lanes Daily Fare Averages by Month\*



*\*Daily Averages do not include Weekends or State Holidays*